



# XCubeSAN Series Application Note

## Connect to Western Digital<sup>®</sup> Ultrastar<sup>®</sup> Hybrid Storage Platform Guide



QSAN Technology, Inc.  
[www.QSAN.com](http://www.QSAN.com)



## **Copyright**

© Copyright 2019 QSAN Technology, Inc. All rights reserved. No part of this document may be reproduced or transmitted without written permission from QSAN Technology, Inc.

## **December 2019**

This edition applies to QSAN XCubeSAN series. QSAN believes the information in this publication is accurate as of its publication date. The information is subject to change without notice.

## **Trademarks**

QSAN, the QSAN logo, XCubeSAN, and QSAN.com are trademarks or registered trademarks of QSAN Technology, Inc.

Western Digital and the Western Digital logo are registered trademarks or trademarks of Western Digital Corporation or its affiliates in the U.S. and/or other countries. All other marks are the property of their respective owners.

Other trademarks and trade names used in this document to refer to either the entities claiming the marks and names or their products are the property of their respective owners.

## Notices

---

This XCubeSAN series white paper is applicable to the following XCubeSAN models:

### XCubeSAN Storage System 4U 19" Rack Mount Models

Model Name	Controller Type	Form Factor, Bay Count, and Rack Unit
XS5224D	Dual Controller	LFF 24-disk 4U Chassis
XS3224D	Dual Controller	LFF 24-disk 4U Chassis
XS3224S	Single Controller	LFF 24-disk 4U Chassis
XS1224D	Dual Controller	LFF 24-disk 4U Chassis
XS1224S	Single Controller	LFF 24-disk 4U Chassis

### XCubeSAN Storage System 3U 19" Rack Mount Models

Model Name	Controller Type	Form Factor, Bay Count, and Rack Unit
XS5216D	Dual Controller	LFF 16-disk 3U Chassis
XS3216D	Dual Controller	LFF 16-disk 3U Chassis
XS3216S	Single Controller	LFF 16-disk 3U Chassis
XS1216D	Dual Controller	LFF 16-disk 3U Chassis
XS1216S	Single Controller	LFF 16-disk 3U Chassis

### XCubeSAN Storage System 2U 19" Rack Mount Models

Model Name	Controller Type	Form Factor, Bay Count, and Rack Unit
XS5212D	Dual Controller	LFF 12-disk 2U Chassis
XS5212S	Single Controller	LFF 12-disk 2U Chassis
XS3212D	Dual Controller	LFF 12-disk 2U Chassis
XS3212S	Single Controller	LFF 12-disk 2U Chassis
XS1212D	Dual Controller	LFF 12-disk 2U Chassis
XS1212S	Single Controller	LFF 12-disk 2U Chassis
XS5226D	Dual Controller	SFF 26-disk 2U Chassis
XS5226S	Single Controller	SFF 26-disk 2U Chassis
XS3226D	Dual Controller	SFF 26-disk 2U Chassis
XS3226S	Single Controller	SFF 26-disk 2U Chassis
XS1226D	Dual Controller	SFF 26-disk 2U Chassis

XS1226S	Single Controller	SFF 26-disk 2U Chassis
---------	-------------------	------------------------

Information contained in document has been reviewed for accuracy. But it could include typographical errors or technical inaccuracies. Changes are made to the document periodically. These changes will be incorporated in new editions of the publication. QSAN may make improvements or changes in the products. All features, functionality, and product specifications are subject to change without prior notice or obligation. All statements, information, and recommendations in this document do not constitute a warranty of any kind, express or implied.

Any performance data contained herein was determined in a controlled environment. Therefore, the results obtained in other operating environments may vary significantly. Some measurements may have been made on development-level systems and there is no guarantee that these measurements will be the same on generally available systems. Furthermore, some measurements may have been estimated through extrapolation. Actual results may vary. Users of this document should verify the applicable data for their specific environment.

This information contains examples of data and reports used in daily business operations. To illustrate them as completely as possible, the examples include the names of individuals, companies, brands, and products. All of these names are fictitious and any similarity to the names and addresses used by an actual business enterprise is entirely coincidental.

# Table of Contents

---

<b>Notices .....</b>	<b>i</b>
<b>Connect to WD Ultrastar Data60 / Data102 Guide .....</b>	<b>1</b>
Executive Summary.....	1
Audience .....	1
Overview.....	1
Guidelines .....	2
Expansion Configuration Rules.....	2
Expansion Topology and Deployment.....	2
Cautions and Limitations .....	5
Known Issues .....	6
Apply To .....	7
References.....	7
<b>Appendix.....</b>	<b>9</b>
Related Documents.....	9
Technical Support .....	9



# Connect to WD Ultrastar Data60 / Data102 Guide

---

## Executive Summary

This application note provides technical guidance for connecting to Western Digital Ultrastar hybrid storage platform, Data60 (hereinafter referred to as WD Data60) and Data102 (hereinafter referred to as WD Data102), which are fully redundant hybrid 4U JBOD disk enclosures, as expansion solutions of QSAN XCubeSAN series storage. The new expansion solutions expand the capacity of QSAN's storage with high density.

## Audience

This document is applicable for QSAN customers and partners who are interested in purchasing WD Data60 / WD Data102 as the expansion units of XCubeSAN series. It assumes the reader is familiar with QSAN products and has general IT experience, including knowledge as a system or network administrator. If there is any question, please refer to the user manuals of products, or contact QSAN support for further assistance.

## Overview

With today's rapid increase in data volumes, our partnership with Western Digital ensures that our joint enterprise customers receive high density expansion solution at a highly competitive price point. Western Digital Ultrastar Data60 / Data102 hybrid storage platform has dual IO modules with 6 Mini-SAS HD ports per module and can be populated with up to 60/102 SAS/SATA drives, respectively. Ultrastar Data60 / Data102's compact and efficient form factor provides the flexibility to specify the HDD and SSD combinations for balancing capacity, performance, and cost.

## Guidelines

### Expansion Configuration Rules

According to chapter 5 in the WD Data60 / Data102 user guide, the Ultrastar Data60 / Data102 supports configurations up to four enclosures daisy chained together using active cables. The expansion capability is up to 4 expansion units using WD Data60 / Data102, whether or not there are mixed XCubeDAS series models. By connecting up to 4 expansion units of WD Data60 / Data102, XCubeSAN can support up to 266 / 434 disk drives or up to 3.7PB / 6.0PB of raw storage space when using 14TB Ultrastar DC HC530 HDDs.



#### **INFORMATION:**

Western Digital Ultrastar Data60 user guide, please refer to [https://documents.westerndigital.com/content/dam/doc-library/en\\_us/assets/public/western-digital/product/platforms/ultrastar-data60-hybrid-platform/user-guide-ultrastar-data60.pdf](https://documents.westerndigital.com/content/dam/doc-library/en_us/assets/public/western-digital/product/platforms/ultrastar-data60-hybrid-platform/user-guide-ultrastar-data60.pdf)

Western Digital Ultrastar Data102 user guide, please refer to [https://documents.westerndigital.com/content/dam/doc-library/en\\_us/assets/public/western-digital/product/platforms/ultrastar-data102-hybrid-platform/user-guide-ultrastar-data102.pdf](https://documents.westerndigital.com/content/dam/doc-library/en_us/assets/public/western-digital/product/platforms/ultrastar-data102-hybrid-platform/user-guide-ultrastar-data102.pdf)

---

### Expansion Topology and Deployment

The following images illustrate some examples of deployment types for dual controller XCubeSAN series plus WD Data60 / Data102 expansion units. MPIO (MultiPath I/O) configurations are designed to provide HA (High Availability) data connections to ensure data consistency in the rare event of a failure in the host connectivity from a single path.



**One XCubeSAN / One WD Data60 or Data102 / Dual Path**

The following figure shows an example of an XCubeSAN series connected to a WD Data60 or Data102 using mini SAS HD to mini SAS HD cable (SAS 12G expansion cable, SFF-8644 to SFF-8644).




Figure 1 One XCubeSAN / One WD Data60 or Data102 / Dual Path

**CAUTION:**

WD Data60 / Data102 do not support SAS 12G expansion cable with Wake-on-SAS.

## One XCubeSAN / Two WD Data60 or Data102 / Dual Path

The following figure shows an example of an XCubeSAN series connected to a WD Data60 or Data102 using mini SAS HD to mini SAS HD cable (SAS 12G expansion cable, SFF-8644 to SFF-8644) which is in turn connected to the second WD Data60 or Data102 using mini SAS HD to mini SAS HD cable (SAS 12G expansion active cable, SFF-8644 to SFF-8644).

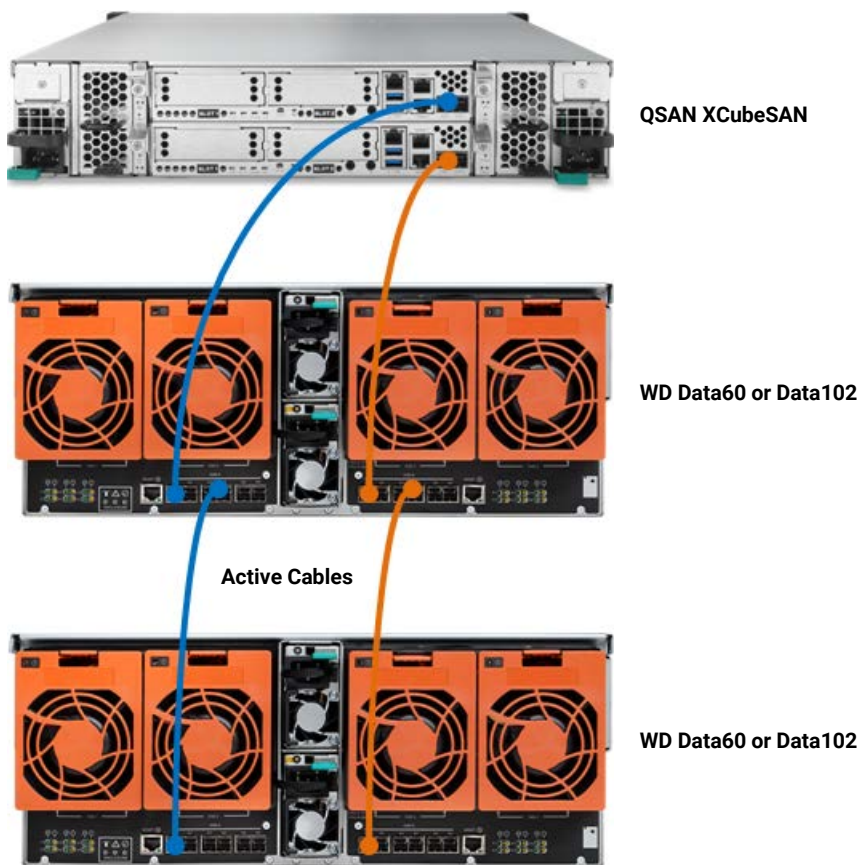


Figure 2 One XCubeSAN / Two WD Data60 or Data102 / Dual Path



### INFORMATION:

Using active cables between two WD Data60(s) / Data102(s).



### CAUTION:

QSAN XCubeSAN does not support active cables.

---

### One XCubeSAN / One XCubeDAS / One WD Data60 or Data102 / Dual Path

The following figure shows an example of an XCubeSAN series connected to an XCubeDAS XD5300 series which is in turn connected to the second WD Data60 / Data102 using mini SAS HD to mini SAS HD cable (SAS 12G expansion cable, SFF-8644 to SFF-8644).

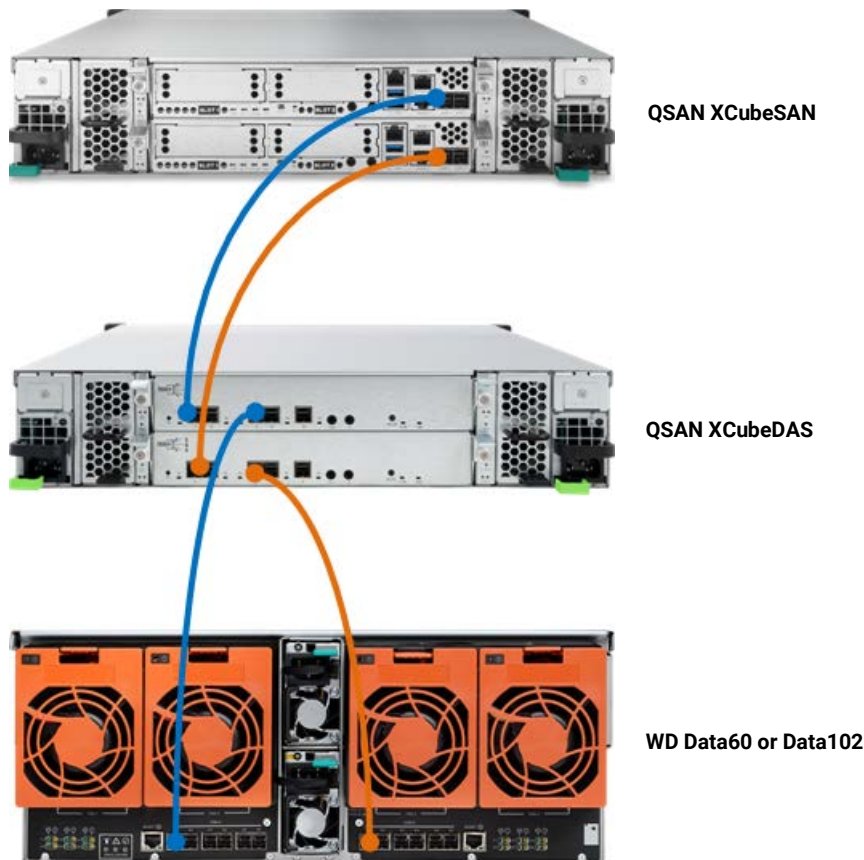


Figure 3 One XCubeSAN / One XCubeDAS / One WD Data60 or Data102 / Dual Path



**TIP:**

If you have multiple XCubeDAS and WD Data60 / Data102 as the expansion units of XCubeSAN series, connect XCubeDAS series models before WD Data60 / Data102.

### Cautions and Limitations

List the following cautions and limitations. You should be aware of the purchase and installation of WD Data60 / Data102.

1. The expansion capability is up to 4 expansion units using WD Data60 / Data102 whether or not there are mixed XCubeDAS series models.
2. According to the WD Data60 / Data102 datasheet, hybrid support for up to 24 SSDs (SAS or SATA) to create a data acceleration tier.

**INFORMATION:**

Western Digital Ultrastar Data60 datasheet, please refer to [https://documents.westerndigital.com/content/dam/doc-library/en\\_us/assets/public/western-digital/product/platforms/ultrastar-data60-hybrid-platform/data-sheet-ultrastar-data60-storage-platform.pdf](https://documents.westerndigital.com/content/dam/doc-library/en_us/assets/public/western-digital/product/platforms/ultrastar-data60-hybrid-platform/data-sheet-ultrastar-data60-storage-platform.pdf)

Western Digital Ultrastar Data102 datasheet, please refer to [https://documents.westerndigital.com/content/dam/doc-library/en\\_us/assets/public/western-digital/product/platforms/ultrastar-data102-hybrid-platform/data-sheet-ultrastar-data102-storage-platform.pdf](https://documents.westerndigital.com/content/dam/doc-library/en_us/assets/public/western-digital/product/platforms/ultrastar-data102-hybrid-platform/data-sheet-ultrastar-data102-storage-platform.pdf)

---

3. XCbueSAN SANOS does not support firmware update for WD Data60 / Data102.
4. XCubeSAN does not support active cables.
5. WD Data60 / Data102 do not support SAS 12G expansion cable with Wake-on-SAS.
6. If you have multiple XCubeDAS and WD Data60 / Data102 as the expansion units of XCubeSAN series, connect XCbueDAS series models before WD Data60 / Data102.
7. If you are experiencing poor performance when connecting to WD Data60 / Data102, you can try shorter length cables, such as 1.5M or 1M.

## Known Issues

List the following known issues. You should be aware of the purchase and installation of WD Data60 / Data102.

1. If there is HDD in the slot, WD Data60 / Data102 will report the temperature of HDD. If there is no HDD in the slot, **Failed** will be displayed.

System

<< first < prev 1 2 3 4 5 6 7 next > last >>

Type	Item	Value	Low Critical	Low Warning	High Warning	High Critical	Status
Temperature	TEMP SLOT 052	N/A					Failed
Temperature	TEMP SLOT 053	N/A					Failed
Temperature	TEMP SLOT 054	47.0°C / 116.6°F					Good
Temperature	TEMP SLOT 055	59.0°C / 138.2°F					Good
Temperature	TEMP SLOT 056	59.0°C / 138.2°F					Good
Temperature	TEMP SLOT 057	62.0°C / 143.6°F					Good
Temperature	TEMP SLOT 058	56.0°C / 132.8°F					Good
Temperature	TEMP SLOT 059	N/A					Failed
Temperature	TEMP SLOT 060	N/A					Failed
Temperature	TEMP SLOT 061	N/A					Failed
Temperature	TEMP SLOT 062	N/A					Failed
Temperature	TEMP SLOT 063	N/A					Failed
Temperature	TEMP SLOT 064	N/A					Failed
Temperature	TEMP SLOT 065	N/A					Failed

Figure 4 WD Data60 / Data102 Temperature

## Apply To

- XCubeSAN XS5200 / XS3200 / XS1200 FW version: **1.4.2** to support WD Data60
- Western Digital Ultrastar Data60
  - HW date code: **2819** or higher
  - FW version: **2.0.4** or later
- XCubeSAN XS5200 / XS3200 / XS1200 FW version: **1.4.3** to support WD Data102
- Western Digital Ultrastar Data102
  - HW date code: **2619** or higher
  - FW version: **2.0.4** or later

## References

### Western Digital Ultrastar Data60

- [Western Digital Ultrastar Data60 Datasheet](#)
- [Western Digital Ultrastar Data60 User Guide](#)



## **Western Digital Ultrastar Data102**

- [Western Digital Ultrastar Data102 Datasheet](#)
- [Western Digital Ultrastar Data102 User Guide](#)

# Appendix

---

## Related Documents

There are related documents which can be downloaded from the website.

- [All XCubeSAN Documents](#)
- [XCubeSAN QIG \(Quick Installation Guide\)](#)
- [XCubeSAN Hardware Manual](#)
- [XCubeSAN Configuration Worksheet](#)
- [XCubeSAN SANOS 4.0 Software Manual](#)
- [Compatibility Matrix](#)
- [White Papers](#)
- [Application Notes](#)

## Technical Support

Do you have any questions or need help trouble-shooting a problem? Please contact QSAN Support, we will reply to you as soon as possible.

- Via the Web: [https://www.qsan.com/technical\\_support](https://www.qsan.com/technical_support)
- Via Telephone: +886-2-77206355  
(Service hours: 09:30 - 18:00, Monday - Friday, UTC+8)
- Via Skype Chat, Skype ID: qsan.support  
(Service hours: 09:30 - 02:00, Monday - Friday, UTC+8, Summer time: 09:30 - 01:00)
- Via Email: [support@qsan.com](mailto:support@qsan.com)